

EVERTILE

LIGHT-WEIGHT METAL ROOFING TILES



QUALITY, VARIABILITY AND DESIGN

MODERN ROOFING SYSTEM

WARRANTY AND PERFORMANCE



WWW.EVERTILE.NET

EVERTILE



Thousands of roofs in dozens of countries on four continents demonstrate the exceptional properties of EVERTILE lightweight roof coverings under all climatic conditions. Over 20 years of experience and extended warranty EVERTILE give the necessary assurance of good choice and safe investment.

RAW MATERIALS

DES



EVERTILE roofing products are manufactured with steel or aluminum sheets in 3 profiles and 4 surface finishes. Raw materials take the advantage of new technologies of the 21st century. EVERTILE roofing panels have many options for sloping roofs of all types and meet the highest technical and aesthetic requirements.


The brand, successful in the world



EVERTILE products are based on aesthetic forms of traditional architecture and enrich them with the latest materials and solutions. Technical requirements and weather conditions are the test that quality roofing must pass without hesitation.

INNOVATIONS

IGN



We pay great attention to design and innovation, we place the utmost emphasis on product quality and customer service.




New EVERTILE - EVOQ implies a technological evolution and a new standard of quality. This product is a follower of the favorite tile EVERTILE, which has been produced since 1998. EVOQ sets a new standard for technical and visual quality. EVOQ brings a precision in a detail adjustment based on more than two decades of experience.

Technological development and innovation increase the utility value of all the products of the company EVERTILE. In 2014, EVERTILE came with a new type of granulate - Color Sand - and together with other improvements it created a new generation of the product with the name EVOQ. The granulate contains no admixtures of pyrites (iron). New EVERTILE - EVOQ is more color stable, the surface coating has improved mechanical properties and higher resistance to UV radiation. EVOQ is produced in a wide color range.

EVOQ demonstrates even higher durability in the harshest climate conditions. The panels are made of a strong steel sheet, protected against corrosion by a layer with a high content of Aluminium (ALUZINC). When fixed with 4.5 x 35 mm stainless steel screws, it is tested for the use in hurricane areas.

Properly ventilated roofing also improves thermal insulation of the structure and reduces the cost of air conditioning or heating.

411 mm / 16.18 in
(Useful width 367 mm / 14.45 in)



1355 mm / 53.35 in
(Useful length 1260 mm / 49.60 in)

Acrylic top coat
Colored granulate
Acrylic base coat
Primer
Passivation
Aluzinc
Steel sheet

ADVANTAGES

Light weight
(6.5 kg/m²; 1.33 lb/sq.ft.)

Color stable granulate
(pyrite free)

Deadens the noise of rain

Fireproof and windproof

Roof pitch from 10°

Ideal for reconstruction

Durability and resistance
in harsh climatic
conditions

Rigidity and load capacity
(Snow load up to 1200 kg/m²)

Safe Fixing
with Stainless screw-nails.
When fixed with 4.5 x 35 mm
stainless screws, it is tested for
use in hurricane areas.



Professional system of
accessories

Easy installation of solar panels

Stone coated roofing tiles



The roof covering EVOQ has many technical and installation advantages and offers the most complete range of accessories. EVOQ elements can be trimmed and adjusted right on the site and most of the cut-off parts can be used again. That minimizes the waste and reduces the total costs. The range of accessories continues to expand and improve, and the EVOQ is one of the most user-friendly systems with professional detail solutions.





The new roofing panel Q-DRIC is available through Evertile, since 2016. Q-DRIC design is inspired by the shingle or slate plate style of roofing. Rectangular shapes evoke the look of stacked bituminous shingles, but are stronger, more durable and elegant.

Unlike bitumen and wood shingles, Q-DRIC is non-combustible and reduces the risk of spreading fire to neighboring objects. Q-DRIC is also safe in strong wind or earthquakes. When mounted with 4.5 x 35 mm stainless steel screws, it has been tested for use in hurricane areas.

Properly ventilated roofing also improves thermal insulation of the structure and reduces the cost of air conditioning or heating. Fire resistance and low fire transferability may also reduce cost of the property insurance in some areas.

Installation is fast and simple and the panels are fixed with stainless steel screw-nails or screws to horizontal battens. Q-DRIC can be effectively adjusted in details, what means a minimized waste even on shaped roofs. The roof can withstand high wind speed and snow cover. It can be used on slopes of 15°. The complete system of accessories enables fast and accurate work-out of details and includes walkway grids and foot steps, snow breakers, solar panel holders, ventilators and sanitary vents and much more.



411 mm / 16.18 in
(Useful width 367 mm / 14.45 in)

1355 mm / 53.35 in
(Useful length 1295 mm / 51 in)

Acrylic top coat
Coloured granulate
Acrylic base coat
Primer
Passivation
Aluzinc
Steel sheet

ADVANTAGES

Attractive design

Light weight
(6.7 kg/m²; 1.4 lb/sq.ft.)

Deadens the noise of rain

Fireproof and windproof

Roof pitch from 15°

Ideal for reconstruction

Durability and resistance
in harsh climatic
conditions

Economic for freight and
handling

Safe Fixing
with Stainless screw-nails
When fixed with 4.5 x 35 mm
stainless screws, it is approved for
use in hurricane areas.


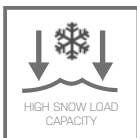
Professional system of
accessories

Easy installation of solar panels

Stone coated roofing tiles



Q-DRIC is easy to transport to distant sites. Each pallette can carry about 190 sq.m. It means, that the roofing material for a normal family house can be loaded on a small truck and is very economical for transport.



COPPO



Since 2007, EVERTILE was first in the worldwide to produce the lightweight steel tiles with true authentic Mediterranean style - COPPO. It's high resistance to freezing, snow load and storms make it popular and in increasing demand with customers all over of the world.

Evertile COPPO is a lightweight, strong and highly aesthetic roofing material with the true shape and appearance of the traditional Mediterranean roofing tiles. Evertile COPPO is more durable and stronger than clay tiles, yet uniquely beautiful! Avoid the "seasonal" repairs and maintenance with EVERTILE COPPO forever!

Verona and Sienna create the true magic effect of "natural aging". The standard Evertile colors create pure elegance with their architectural style.

Stone granulate completes the appearance and impression of traditional tiles and can also deaden the noise of rain. For renovations COPPO can greatly reduce the load on roofing structures without compromising the value and the appearance of the building, as well as its' technical function.

Evertile COPPO is aimed at customers who think outside the box!



385 mm / 15,16 in
(Useful width 359 mm / 14,10 in)

1 290 mm / 50,80 in
(Useful length 1190 mm / 46,85 in)

Acrylic top coat
Coloured granulate
Acrylic base coat
Primer
Passivation
Aluzinc
Steel sheet

ADVANTAGES

Authentic Mediterranean design

Light weight
(7,0 kg/m²; 1,45 lb/sq.ft.)
8-10 times lighter compared to clay tiles

Color stable granulate

Deadens the noise of rain

Fireproof and windproof

Roof pitch from 15°

Attractive and weatherproof

Maintenance free

Economic for freight and handling

Safe Fixing
with Stainless nails
(durability, easy installation)

Professional system of accessories

Enables direct installation on plywood
(with use of the "boots" only)

Stone coated roofing tiles



LIGHT-WEIGHT
7.0 kg/m²



TRADITIONAL
APPEARANCE



WIND RESISTANT



DEADENS NOISE
OF RAIN



NO STEP ON
TILES




FIREPROOF



ROOF VENTILATION
REQUIRED





ROOF PITCH FROM
10°



HIGH SNOW LOAD
CAPACITY



50 YEARS
WARRANTY



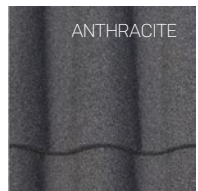
VERONA




SIENNA




TERRACOTTA
BRICK RED




ANTHRACITE




2-TONE GREY



2-TONE BROWN




BLACK



BROWNWOOD



RED



2-TONE GREEN

EVERTECH



New quality of the smooth roofing tile EVERTECH brings improved technology of the surface coating. The surface finish EVERTECH 2K is more matt and resistant. The strength and corrosion resistance is provided by the highest quality steel sheet ALUZINC with a thickness of 0,45mm. The tile is light weight (only 4.5 kg / m²) and highly resistant to dirt and the growth of algae and moss.

EVERTECH 2K offers an elegant modern design, sophistication in every detail and easy transport and installation. In comparison to the large format metal roof coverings it is easily and effectively adjusted to the various roof dimensions, shapes and details during installation. EVERTECH 2K minimizes material cut off in details. The method of fixing of tiles is easy, permanently waterproof and strong as well as "invisible".

Snow slides down the roof easily from EVERTECH 2K.

Choose from a wide range of colors to complete and highlight the architecture of the building. The surface finish is applied after forming the sheet and it provides 100% quality even on the edges and the bends of the tiles.

The modern roof requires technically advanced solutions to details. That's why Evertile offers a complete choice of accessories – walk-way grids, holders of snow stoppers or solar panels, etc.

411 mm / 16.15 in
(Useful width 368 mm / 14.12 in)



1 355 mm / 53.35 in
(Useful length 1260 mm / 49.52 in)

Polyurethane matt paint
50 µm
Passivation
Aluzinc

Steel sheet

ADVANTAGES

Attractive design

Light weight
(4,5 kg/m²; 0,93 lb/sq.ft.)

100% Polyurethane coating

Moss resistant

Fireproof and windproof

Roof pitch from 10°

Maintenance free

Economic for freight, handling
and installation

Safe Fixing
with Stainless nails
or screws
(durability, easy installation)

Professional system of
accessories

Warranty 30 years

Free calculation and
consultancy

Roof tiles with a smooth surface finish



RED 3011




BROWN 3017



TERRACOTTA 8003



ANTHRACITE 7016



BLACK 9005



GREEN 6005

EVERTECH is very economical when transporting. 1 palette can carry more then 230 sq.m.



LIGHT-WEIGHT
4,5 kg/m²



CLEAN
+ MOSS FREE



FIREPROOF



WIND RESISTANT



HIGH SNOW LOAD
CAPACITY



ROOF PITCH FROM
10°



EASY TRANSPORT



ROOF VENTILATION
REQUIRED



30 YEARS
WARRANTY



NO STEP ON
TILES

EVERGLAZE



The cool elegance emanates from roofs covered with EVERGLAZE. The precise quality of surface finish and overall durability of the material with modern design and linking of distinctive style will appeal to even the most demanding customers.


New coating technology with 50µm thicknesses of polyurethane, applied after forming tiles, assures a long lifespan, perfect appearance and strong architectural effect with a touch of exclusivity.

Sheet steel with Aluzinc corrosion protection provides up to six fold lifespan in comparison with common Zinc galvanised steel roof coverings.

EVERGLAZE has the highest resistance to dirt, moss and lichen. When mounted with the stainless screws SCR-TX25, it can be used in high velocity wind areas. All accessories are provided with the same surface finishing quality.

Everglaze are unique roof tiles. Either you dare to have it or reject it No matter what, you won't forget it!

411 mm / 16.15 in
(Useful width 368 mm / 14.12 in)



1 355 mm / 53.35 in
(Useful length 1260 mm / 49.52 in)

Polyurethane 50µm
Passivation
Aluzinc
Steel sheet

ADVANTAGES

Attractive design

Light weight
(4,5 kg/m²; 0,93 lb/sq.ft.)

100% Polyurethan coating

Moss free

Fireproof and windproof

Roof pitch from 10°

Maintenance free

Economic for freight, handling
and installation


Safe Fixing
with Stainless nails
or screws
(durability, easy installation)

Professional system of
accessories

Warranty 30 years

Free calculation and
consultancy

Roof tiles with "glaze"




EVERGLAZE is very economical when transporting. 1 palette can carry more then 230 sq.m.



COPPO

GLAZE



EVERTILE applies the new quality of the smooth surface finishing with 100°polyurethane - EVERTECH and EVERGLAZE - on the profile COPPO. COPPO-TECH coating makes the unique appearance of natural clay looking like tiles, while COPPO-GLAZE gives an impression of „glazed“ traditional tiles.

The surface finish with polyurethane is more durable a resistant, then most of other coating materials. The strength and corrosion resistance of the tiles COPPO is provided by the highest quality steel sheet ALUZINC with 26 gauge. The tile is light weight (only 0,95 lb/úsq.ft.) and highly resistant to dirt and the growth of algae, lichen and moss.

COPPO-TECH or GLAZE offer an elegant modern design, sophistication in every detail and easy transport and installation. In comparison to the large format metal roof coverings it is easily and efectively adjusted to the various roof dimensions, shapes and details during installation. COPPO-TECH or COPPO-GLAZE minimizes material cut off in details. The method of fixing of tiles is easy, permanently tight and strong as well as "invisible".

Snow slides down the roof easily from smooth surface tiles.

385 mm / 15,16 in
(Useful width 369 mm / 14,10 in)



1 290 mm / 50,80 in
(Useful length 1190 mm / 46,85 in)

Palyurethane
50 microns
Primer
Passivation
Aluzinc
Steel sheet
(26 gauge)

ADVANTAGES

Attractive design

Light weight
(4,8 kg/m²; 0,95 lb/sq.ft.)

100% Polyurethan coating

Moss resistant

Fireproof and windproof

Roof pitch from 10°

Maintenance free

Economic for freight, handling
and installation

Safe Fixing
with Stainless nails
or screws

Professional system of
accessories


Warranty 30 years

Free calculation and
consultancy



Choose from a wide range of colors to complete and highlight the architecture of the building. The surface finish is applied after forming the sheet and it provides 100% quality even on the edges and the bends of the tiles.

The modern roof requires technically advanced solutions to details. That's why Evertile offers a complete choice of accessories – walk-way grids, holders of snow stoppers or solar panels, etc.

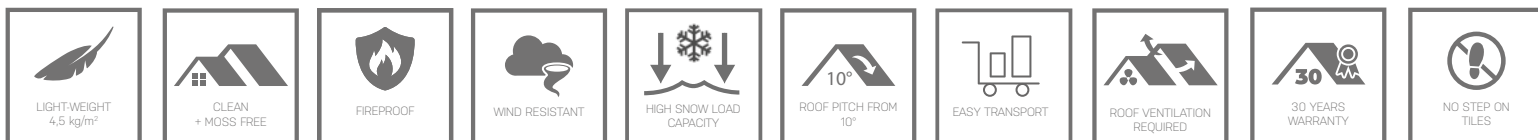


385 mm / 15,16 in
(Useful width 359 mm / 14,10 in)



1 290 mm / 50,80 in
(Useful length 1190 mm / 46,85 in)

Polyurethane
50 microns
Primer
Passivation
Aluzinc
Steel sheet



ALUTECH



Roofing tile ALUTECH is in the shape of a popular EVERTILE. It stands out with a minimum weight (only 2.4 kg / m²) and a high-quality textured polyester finish (EMBOSS also available on request). Some advantages of ALUTECH are: maximum lifetime, while retaining all the technical advantages and classical appearance of the EVERTILE system.

ALUTECH combines modern roofing requirements with a traditional look. Like all Evertile roof coverings, it provides sophisticated roof details and easy transport and installation. Unlike large-format sheet metal roofing, the roof tiles are adapted to fit the roof dimensions directly onto the roof. ALUTECH minimizes material cut-off on complicated roofs.

ALUTECH is available in four top-selling colors.

Snow slides down effortlessly from ALUTECH tiles. Snow stoppers and other Evertile accessories can be used. The cover ALUTECH is fixed on battens and it is not possible to walk outside the walkway grids and footsteps. Alutech can be used on a roof pitch over 10°.

ALUTECH is made of aluminum sheet with a thickness of 0.70mm with a surface finish of 35 µm. Warranty on the functionality of the roof cover is 50 years.

411 mm / 16.15 in
(Useful width 368 mm / 14.12 in)



1 355 mm / 53.35 in
(Useful length 1260 mm / 49.52 in)

Polyester textured
35 µm

Aluminium sheet
0,70 mm

ADVANTAGES

Attractive design

Extremely Light weight
(2.4 kg/m²; 0.50 lb/sq.ft.)

Textured polyester coating

Fireproof

Roof pitch from 10°

Maintenance free

Economic for freight, handling
and installation

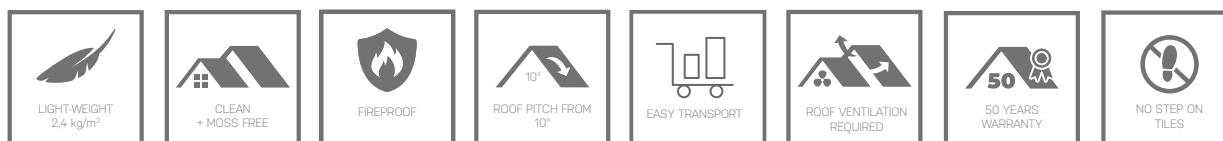


Safe Fixing
with Stainless nails
or screws
(durability, easy installation)

Professional system of
accessories

Warranty 50 years



Free calculation and
consultancy

Aluminium roofing tiles



ACCESSORIES, INSTALLATION & WARRANTY

Beautiful appearance of roof is hidden in details



Accessories

Every type of the roof covering EVERTILE is provided with a complete range of necessary accessories, which should be used on every roof in order to get perfect, professional and safe appearance and function. Using the original accessories makes the installation process easy and fast in every detail. The complete list of accessories is available on the website www.evertile.net or upon request from the official dealer. All accessories are available in the same color as tiles (except ie: foot steps, holders, snow breakers etc.).

Warranty conditions

The Extended Evertile Warranty covers 50 years (incl. the System Warranty) and is available after the obligatory on-line or letter registration. See the website warranty.evertile.net/en.

To acquire the warranty, users must fulfill all of the technical requirements set by the manufacturer, as well as the standards for using, fixing and storing the products. The warranty conditions and the installation guide are available from official dealers or at www.evertile.net



Florida Building Code
Certificate :
FL27722_RO_COI_EVT18001 2017
FBC Eval Metal Roofing

OFFICIAL DISTRIBUTOR:

Installation

Installing the Evertile system is fast and simple if one has knowledge of the installation process and the recommended tools that are used. This equipment is available to rent from official dealers. The manufacturer and/or the Official Importer provide training and the authorization of professional roofing companies. Basic information on the fixing methods and principles can be found in the installation instructions available from official dealers


Ventilation and connectivity

Ventilator EVL



Gas flue passage GS Multi

Ventilator QLV120



Antenna passage QAZ16

Sanitary vent QHV110 iso



Sanitary vent CHV110 iso

...and many more.